

AFC PRODUCT ID: HCS1250 MEDIUM DUTY FLOOR PANEL

Hollow Core Steel

Common Features

- Steel Top Sheet
- Die Formed Steel Bottom Pan
- Interchangeable with CCS and PHS panels
- Epoxy Powder Coat
- Non-Combustible


Panel Benefits

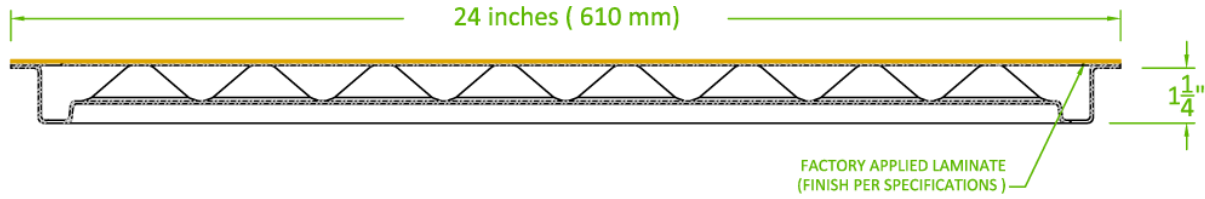
- Light weight and easily moved
- Accommodates heavy loads
- For use in any raised floor application.
- Meets required data center static dissipative properties

Standard Applications

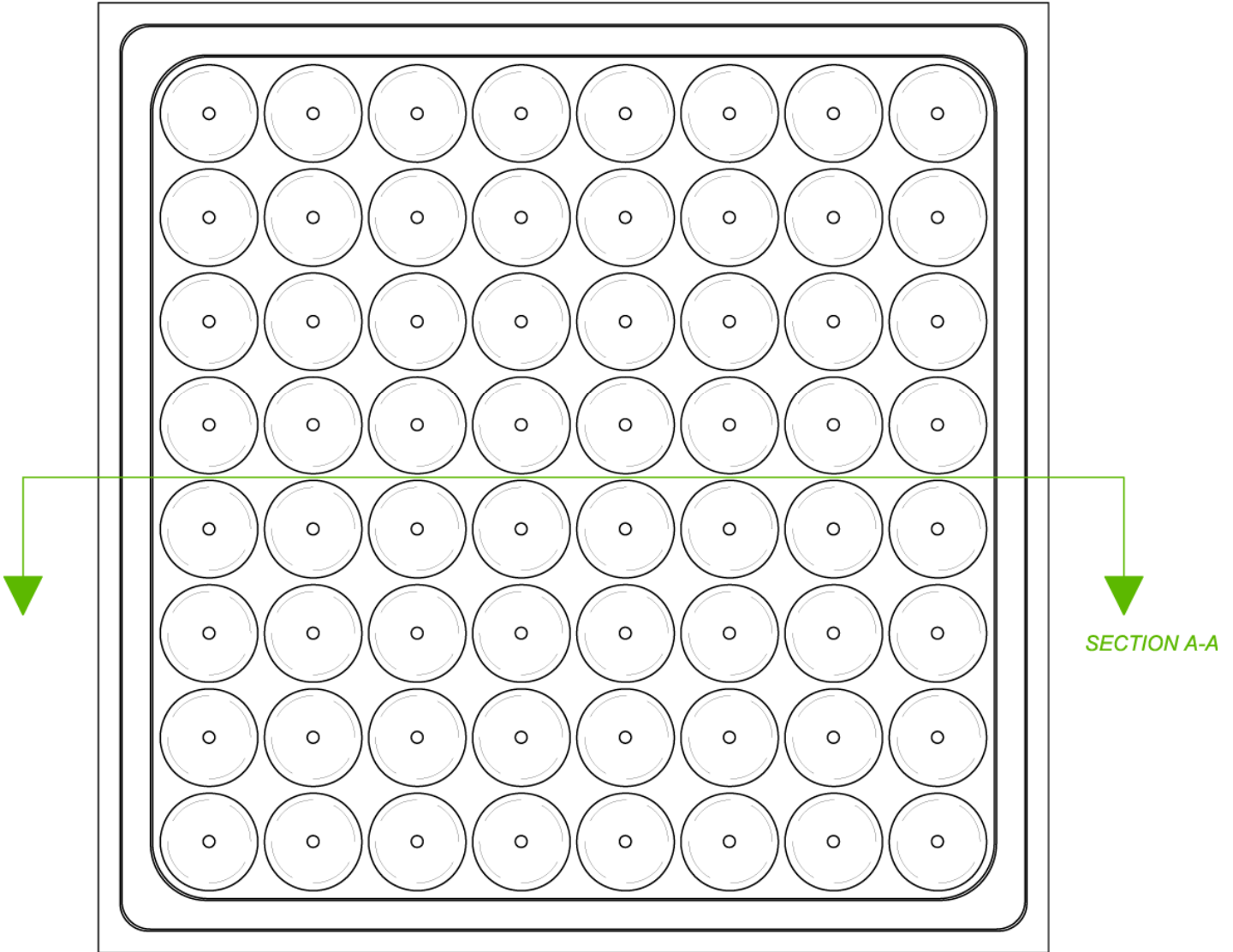
- Data Centers
- Cleanrooms
- Computer Rooms

| | | |
|---|-------------------------|---|
| Design Load | 1250 lbs | Maximum load to use in Designs: Real installation data, measured by yield point and ultimate load, conducted with panels supported by actual understructure. |
| Ultimate Load | 4500 lbs | Failure Load: Point at which a panel fails under the load of a one square inch area anywhere on the panel. |
| Concentrated Load 0.10" Deflection | 1250 lbs | Load panels can withstand prior to deflecting 0.100": One square inch area concentrated load placed at any location on the panel, with a maximum top surface deflection of 0.100" after the load is removed. |
| Uniform Loads | 300 lbs/ft ² | One square foot area uniform load placed at any location on the panel, with a maximum top surface deflection of 0.060" not to exceed a permanent deflection of 0.010" after the load is removed. |
| Impact Load | 150 lbs | Load dropped from 36" height on a one square inch area anywhere on the panel. |
| Rolling Load 10 Pass | 00 lbs | Withstand rolling loads at any location on the panel without developing a local and overall surface deformation greater than 0.040". (10 Pass with 3" Diameter x 1 13/16" wide wheel) |
| Rolling Load 10,000 Pass | 500 lbs | Withstand rolling loads at any location on the panel without developing a local and overall surface deformation greater than 0.040". (10,000 Pass with 6" Diameter x 1 1/2" wide wheel) |





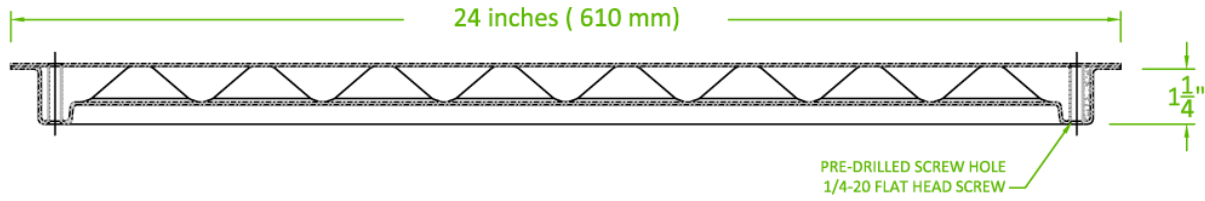
SECTION A-A



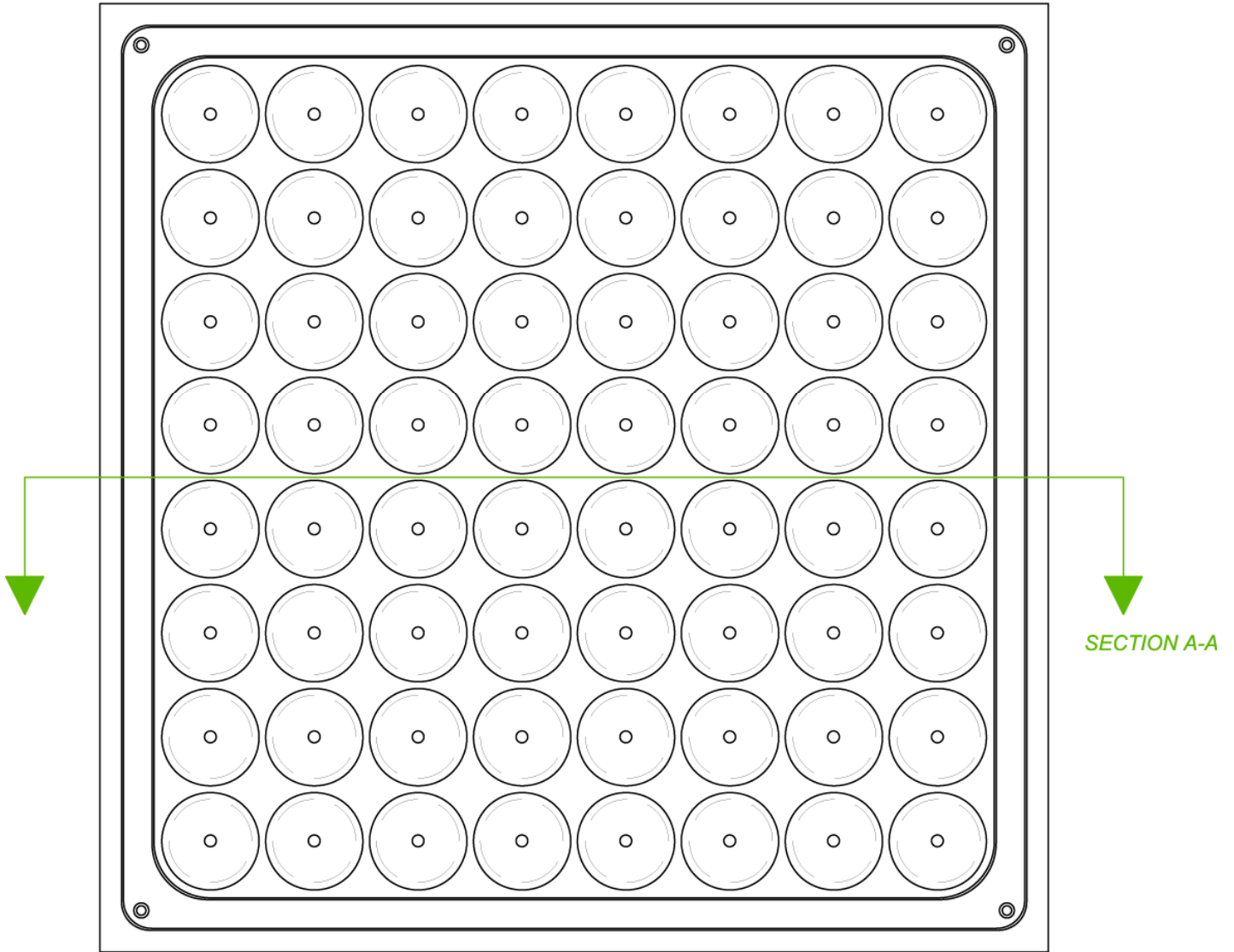
FULL PANEL - UNDERSIDE

Drawing No. HCS1250-01

HCS 1250 Hollow Core Steel Panel
 Laminated Finish for Gravity Held
 Applications



SECTION A-A



FULL PANEL - UNDERSIDE

Drawing No. HCS1250-02

HCS 1250 Hollow Core Steel Panel
Bare Finish for Corner Lock Applications